


Pizza de forma

# Shape Pizzeria





## Lesson/Activities Objectives:

- Students will identify attributes of common shapes (triangles, rectangles, squares, and circles).
- Students will use their knowledge about shapes to make a shape pizza.

## Making the Shape Pizza

Before the shape pizza, I reviewed with Secret Agent Shapes first (search the YouTube video). This is a kid friendly video that catches their attention, then gets them up and moving with a purpose to go find shapes around the room. THEN, I had the students make the shape pizza.

### Materials needed:

- Mini paper plates (can use big ones)
- Construction/colored paper (red, yellow, green, and brown)

NOW: Cut the construction paper into the following shapes. These are the TOPPINGS for the pizza! 😊


Red: Pepperoni (circles)

Yellow: Cheese (rectangles)

Green: Chives (triangles)

Brown: Sausage (squares)

YOU'RE READY! Have your students make their shape pizza with toppings of their choice then record on the recording sheet.



### Lección / Actividades Objetivos:

- Los estudiantes identificarán atributos de formas comunes. (triángulos, rectángulos, cuadrados y círculos).
- Los estudiantes usarán sus conocimientos sobre formas para hacer un forma de pizza.

### Hacer la pizza de forma:

#### Materiales necesarios:

- Mini platos de papel (se pueden usar grandes)
- Construcción / papel de color (rojo, amarillo, verde y marrón)

**AHORA:** Corte el papel de construcción en las siguientes formas.

Estos son los ingredientes para la pizza! J

R rojo: pepperoni (círculos)

A amarillo: queso (rectángulos)

V verde: Cebollino (triángulos)

M marrón: Salchicha (cuadrados)

**¡ESTAS LISTO!** Haga que sus estudiantes hagan su pizza de forma con coberturas de su elección y luego grabar en la grabación sábana.

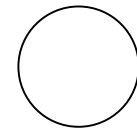
Students can glue or tape pizza activity here. Remember to fill out how many shapes you use of each.

Los estudiantes pueden pegar la actividad de pizza aquí. Recuerde completar cuántas formas usa de cada una.

How many shapes did you use:

¿Cuántas formas usaste?

I used \_\_\_\_\_ circles.



(círculos)

I used \_\_\_\_\_ rectangles.



(rectángulo)

I used \_\_\_\_\_ squares.



(cuadrados)

I used \_\_\_\_\_ triangles.




(triángulos)

Name: \_\_\_\_\_

Toppings for the pizza pie (Ingredientes para la pizza)

Pepperonis


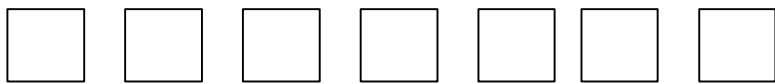


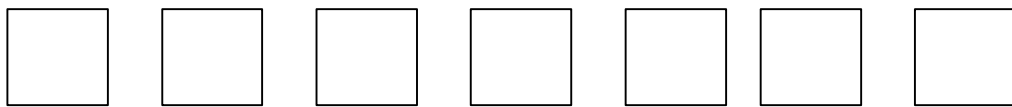




# Toppings for the pizza pie (Ingredientes para la pizza)

## Cheese (queso)

# Toppings for the pizza pie (Ingredientes para la pizza)

## Sausage (salchicha)



Toppings for the pizza pie(Ingredientes para la pizza)

Chives(cebollín)

