

If you can not write on the pages: on a separate sheet put the following: name/page number/ draw picture.

If you can not write on the pages: on a separate sheet put the following: name/page number/ draw picture.


Name: _____

Date: 6/9/20


Module 5 Lesson 17 and 18

Page: **234**


Count each number by 1s. Write the number below when there is a box.
Cuenta y escribe el número que falta.




17



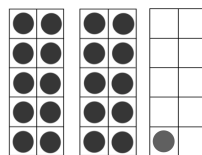
—



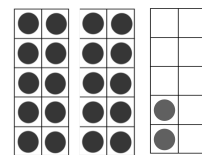
19



—



21



22

Touch and count the rocks from the cow to the grass!
Cuenta y escribe el número que falta.



26

—


28

—

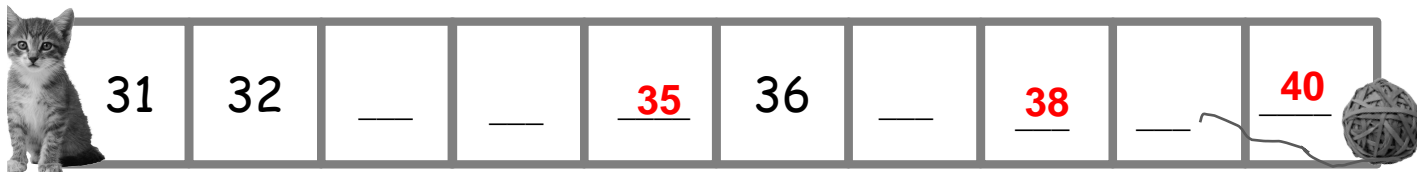
30

—

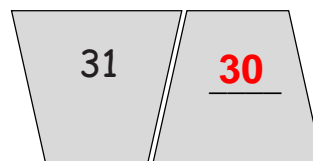
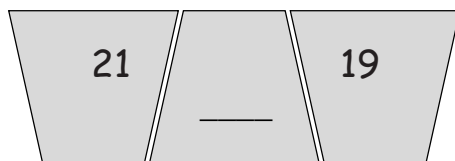
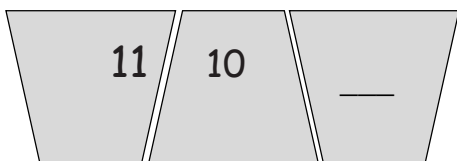
32



Count up by 1s. Help the kitty play with her yarn! Cuenta y escribe el número que falta.



Count down by 1s. Cuenta y escribe el número que falta. Cuenta abajo.



If you can not write on the pages: on a separate sheet put the following: name/page number/ draw picture.

If you can not write on the pages: on a separate sheet put the following: name/page number/ draw picture.

Name: _____

Date: 6/9/20

Module 5 Lesson 17 and 18

Page: 245

Touch and whisper count the circles by 1s to 100. Say the last number in each row loudly, and color the circle purple. Do your best. Remember to fill in the missing numbers.

Toca y cuenta los círculos de 1 a 100. Di el último número en cada fila en voz alta y colorea el círculo morado. Recuerda escribir el número que falta.

											<u>10</u>
											<u> </u>
											<u> </u>
											<u>40</u>
											<u> </u>
											<u> </u>
											<u>70</u>
											<u> </u>
											<u>90</u>
											<u>100</u>