

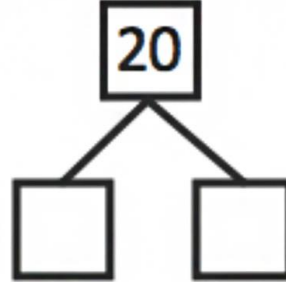
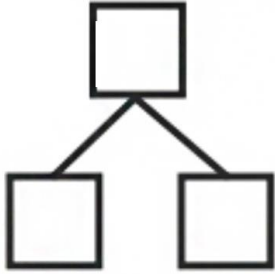


Name _____

Date _____

Look at the Hide Zero cards or the 5-group cards. Use your cards to show the number. Write the number as a number bond.

<div style="display: flex; justify-content: center; gap: 10px;"> 1 0 </div> <div style="text-align: center;"> </div>	<div style="display: flex; justify-content: center; gap: 10px;"> 1 0 1 </div> <div style="text-align: center;"> </div>	<div style="display: flex; justify-content: center; gap: 10px;"> 1 0 2 </div> <div style="text-align: center;"> </div>
<hr/>		
<div style="display: flex; justify-content: center; gap: 10px;"> </div> <div style="text-align: center;"> </div>	<div style="display: flex; justify-content: center; gap: 10px;"> </div> <div style="text-align: center;"> </div>	<div style="display: flex; justify-content: center; gap: 10px;"> </div> <div style="text-align: center;"> </div>
<hr/>		
<div style="display: flex; justify-content: center; gap: 10px;"> 1 0 6 </div> <div style="text-align: center;"> </div>	<div style="display: flex; justify-content: center; gap: 10px;"> </div> <div style="text-align: center;"> </div>	<div style="display: flex; justify-content: center; gap: 10px;"> 1 0 8 </div> <div style="text-align: center;"> </div>

1 0 9



Circle 10 smiley faces. Draw a number bond to match the total number of faces.

